


EB72F62 Series

- Oven Controlled Crystal Oscillator (OCXO)
- SC-Cut Crystal
- HCMOS output
- 3.3V supply voltage
- 5 pin DIP package
- External control voltage
- Stability to ± 30 ppb



ELECTRICAL SPECIFICATIONS

Frequency Range	10.000MHz, 12.288MHz, 12.800MHz, 16.000MHz, 19.440MHz, or 20.000MHz	
Operating Temperature Range (OTR)	0°C to 50°C, 0°C to 70°C, or -20°C to 70°C	
Storage Temperature Range	-55°C to 125°C	
Supply Voltage (V_{DD})	3.3V _{DC} $\pm 5\%$	
Frequency Tolerance / Stability		
vs. Initial Tolerance	at Nominal V _{DD} and V _C , at 25°C	± 50 ppb or ± 300 ppb Maximum
vs. Temperature Stability	at Nominal V _{DD} and V _C	± 30 ppb, ± 50 ppb, ± 80 ppb, ± 100 ppb, ± 200 ppb, or ± 280 ppb Maximum
vs. V _{DD}	V _{DD} $\pm 5\%$	± 20 ppb Maximum
vs. Load	V _{load} $\pm 5\%$	± 20 ppb Maximum
vs. Aging (1 Day)	after 72 Hours of Operation	2.0ppb Maximum
vs. Aging (1 Year)	after 72 Hours of Operation	± 100 ppb Maximum
vs. Aging (10 Years)	after 72 Hours of Operation	± 500 ppb Maximum
Crystal Cut	SC-Cut	
Warm Up Time	to ± 100 ppb of Final Frequency at 1 Hour at 25°C	3 Minute Maximum
Power Consumption	at Steady State, at 25°C	1.2 Watts Maximum
	During Warm Up, at 25°C	3.6 Watts Maximum
Output Voltage Logic High (V_{OH})	I _{OH} = -4mA	2.6V _{DC} Minimum
Output Voltage Logic Low (V_{OL})	I _{OL} = +4mA	0.4V _{DC} Maximum
Rise Time / Fall Time	Measured at 20% to 80% of Waveform	6nSec Maximum
Duty Cycle	Measured at 50% of Waveform	50 ± 5 (%)
Load Drive Capability	15pF HCMOS Load Maximum	
Frequency Deviation	Referenced to F ₀ at V _C = 1.65V _{DC} ; V _{DD} = 5.0V _{DC} over OTR	± 1.0 ppm Minimum
Control Voltage Range	0.0V _{DC} to V _{DD}	
Control Voltage (V_C)	1.65V _{DC} ± 1.65 V _{DC}	
Transfer Function	Positive Transfer Characteristic	
Reference Voltage Output	2.8V _{DC} ± 0.2 V _{DC} (Pin 5)	
Linearity	$\pm 10\%$ Maximum	
Input Impedance	10kOhms Typical	
Typical Phase Noise (at 12.800MHz)	1Hz Offset	-90dBc/Hz
	10Hz Offset	-100dBc/Hz
	100Hz Offset	-130dBc/Hz
	1kHz Offset	-145dBc/Hz
	10kHz Offset	-150dBc/Hz

MANUFACTURER ECLIPTEK CORP.	CATEGORY OSCILLATOR	SERIES EB72F62	PACKAGE 5 pin DIP	VOLTAGE 3.3V	CLASS OS2K	REV. DATE 05/07
--------------------------------	------------------------	-------------------	----------------------	-----------------	---------------	--------------------

PART NUMBERING GUIDE

EB72F62 D 10 B V 2 - 20.000M

INITIAL TOLERANCE
D=±500ppb
E=±300ppb

FREQUENCY STABILITY
2 Digit Code Per Table 1

OPERATING TEMPERATURE RANGE
1 Letter Code Per Table 1

FREQUENCY

DUTY CYCLE
2=50% ±5%

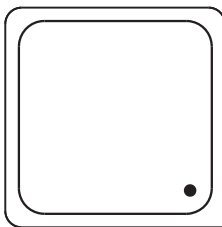
VOLTAGE CONTROL OPTION

V=Voltage Control on Pin 4 and Reference Voltage Output on Pin 5

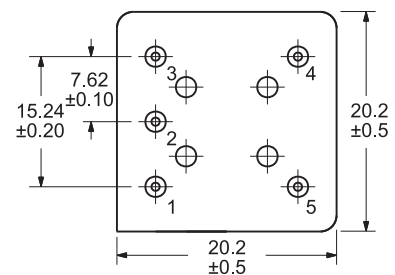
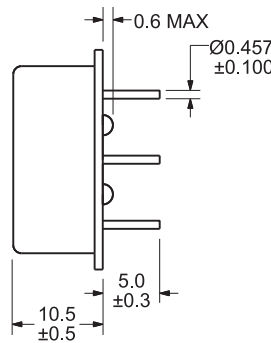
TABLE 1: PART NUMBERING CODES

Operating Temperature Range	FREQUENCY STABILITY X Denotes availability						
		±30ppb	±50ppb	±80ppb	±100ppb	±200ppb	±280ppb
	Code	03	05	08	10	20	28
0°C to +50°C	A	X	X	X	X	X	X
0°C to +70°C	B		X	X	X	X	X
-20°C to +70°C	C			X	X	X	X

MECHANICAL DIMENSIONS
ALL DIMENSIONS IN MILLIMETERS



- Pin 1: Supply Voltage
- Pin 2: Output
- Pin 3: Case/Ground
- Pin 4: Voltage Control
- Pin 5: Reference Voltage Output



ENVIRONMENTAL/MECHANICAL SPECIFICATIONS

Characteristic	Specification
Gross Leak Test	MIL-STD-883, Method 1014, Condition C
Mechanical Shock	MIL-STD-202, Method 213, Condition C
Vibration	MIL-STD-883, Method 2007, Condition A
Lead Integrity	MIL-STD-883, Method 2004
Solderability	MIL-STD-883, Method 2002
Temperature Cycling	MIL-STD-883, Method 1010
Resistance to Soldering Heat	MIL-STD-883, Method 210
Resistance to Solvents	MIL-STD-883, Method 215

MARKING SPECIFICATIONS

- Line 1: ECLIPTEK
- Line 2: XX.XXX M
 - Frequency in MHz (5 Digits Maximum + Decimal)
- Line 3: XX Y ZZ
 - Week of Year
 - Last Digit of Year
 - Ecliptek Manufacturing Identifier

Note: Pin 1 shall be designated with a dot

MANUFACTURER ECLIPTEK CORP.	CATEGORY OSCILLATOR	SERIES EB72F62	PACKAGE 5 pin DIP	VOLTAGE 3.3V	CLASS OS2K	REV. DATE 05/07
--------------------------------	------------------------	-------------------	----------------------	-----------------	---------------	--------------------